



DEEPAL S05











EXTEND YOUR FREEDOM



SPECIFICATION

Grade	LITE	PLUS	MAX	REEV PLUS	REEV MAX
Dimension					
Length x Width x Height (mm)	4,620 x 1,900 x 1,600				
Wheelbase (mm)	2,880				
Wheel Track Front / Rear (mm)	1,625 / 1,640				
Ground Clearance (mm)	169				
Wheel	18 Inches Alloy Wheel ⁽¹⁾				
Tire Size	225/60 R18				
Seating Capacity	5				
Performance					
Motor Type	Permanent Magnet Synchronous Motor				
Maximum Power (kW) / (PS)	175 / 238			160 / 218	
Maximum Torque (N·m)	320				
Electric Driving Range: NEDC (km)	470			170 ⁽²⁾	
Drivetrain	Rear Wheel Drive (RWD)				
Battery Type	Lithium Iron Phosphate (LFP)				
Battery Capacity (kWh)	56.1			27.28	
0-100 km/h Acceleration Time (s)	7.3			7.9	
Top Speed (km/h)	180			175	
Engine Type	-			Range-Extender Engine with 4 Cylinder 16 Valve VVT	
Displacement (cc.)	-			1,497	
Engine Power (kW) / (PS)	-			70 / 95	
Engine Torque (N·m)	-			122	
Fuel Tank Capacity (L)	-			44.9	
Charging Information					
Maximum AC Charging Power (kW)	6.6				
Maximum DC Charging Power (kW)	151.5			54.5	
DC Charging Time 30-80% (minute)	15			20	
Vehicle to Load (V2L)	●				
Regenerative Braking System	●				
Chassis System					
Steering Wheel	Electric Power Steering (EPS)				
Minimum Turning Radius (m)	5.75				
Front Suspension System	McPherson Strut				
Rear Suspension System	Multi-link Independent				
Front Braking System	Ventilated Disc				
Rear Braking System	Disc				
Exterior					
LED Daytime Running Lights	●				
LED Auto On-Off Headlights	●				
Height Adjustable Headlights	●				
LED Star Wing Through Taillights	●				
Rear Fog Lights	●				
Panoramic Glass Roof with Electric Sunshade	-	●	-	●	
Power Tailgate with Anti-pinch Function	-	●	-	●	
Frameless Door Windows	●				
Auto Front Windshield Defogging System	●				
Electric Hidden Door Handles	-	●			
Electric Adjustable and Foldable Side Door Mirrors	●				
Heated Side Door Mirrors System	●				
Auto Folding Side Door Mirrors when Lock	●				
Side Door Mirrors Memory Function	-	●	-	●	
Auto Tilt Side Door Mirrors when Reversing	-	●	-	●	

Grade	LITE	PLUS	MAX	REEV PLUS	REEV MAX
Rain Sensor	●				
Rear Boneless Wiper	-	●			
Rear Spoiler with High Mount Brake Light	●				
Front Trunk (159L)	●			-	
Interior					
Multi-function Steering Wheel with Shortcut Button	●				
Tilt and Telescopic Steering Wheel	●				
Auto Dimming Rearview Mirror	-	●	-	●	
One-touch 4 Door Windows Up-down with Anti-pinch Function	●				
Perforated Synthetic Leather Seats	●				
6-way Power Adjustment Driver Seat	●				
2-way Power Adjustment Lumbar Support Driver Seat	-	●	-	●	
4-way Power Adjustment Front Passenger Seat	●				
2-way Power Adjustment Front Passenger Leg Rest	-	●	-	●	
Driver and Front Passenger Seat Position Memory with Easy Entry & Exit	-	●	-	●	
Ventilated and Heated Driver and Front Passenger Seat	-	●	-	●	
60:40 Foldable Rear Seat	●				
Front Sun Visors with Mirror and Light	●				
LED Reading Lights	●				
64 Colors Ambient Light	-	●	-	●	
No. of USB	USB-A: 2 Positions / USB-C: 1 Position				
12V Power Supply	●				
Air Conditioning System					
Auto A/C	●				
Rear A/C Outlet	●				
PM2.5 Filter	●				
Intelligent Cabin					
Head-up Display with AR Navigation	-	●			
Drive Mode Selection (Eco, Comfort, Sport, Customize)	●				
15.4 Inches Touchscreen	●	Sunflower	●	Sunflower	
Navigation System	●	Online			
Online Entertainment Application	-	●			
Scenario Modes Selection System	●				
No. of Speakers	8 Positions		14 Positions	8 Positions	14 Positions
Outside Speakers (Customizable Sound)	●				
Intelligent Voice Control (Thai & English)	2 Zones		4 Zones	2 Zones	4 Zones
50W Wireless Charger	-		●	-	●
Smart Phone Connection	●				
Wireless Apple Carplay & Android Auto	●				
Smart Key	●				
Mobile Application Remote Control	-	●			
Over The Air (OTA)	-	●			
Intelligent Driving Assistance System					
Remote Straight In and Out (RSIO)	●				
Integrated Adaptive Cruise Control (IACC)	●				
Traffic Jam Assist (TJA)	●				
Lane Centering Control (LCC)	●				
Lateral Deviation Control (LDC)	●				
Forward Collision Warning (FCW)	●				
Automatic Emergency Braking (AEB)	●				
Lane Departure Warning (LDW)	●				
Lane Keeping Assist (LKA)	●				

Grade	LITE	PLUS	MAX	REEV PLUS	REEV MAX
Emergency Lane Keeping (ELK)	-		●	-	●
Rear Collision Warning (RCW)	-		●	-	●
Blind Spot Detection (BSD)	-		●	-	●
Rear Cross Traffic Alert (RCTA)	-		●	-	●
Rear Cross Traffic Braking (RCTB)	-		●	-	●
Lane Change Assist (LCA)	-		●	-	●
Safe Exit Warning (SEW)	-		●	-	●
Overspeed Warning (OSW)	●				
Traffic Sign Recognition (TSR)	●				
High Beam Assist (HMA)	●				
Safe Distance Warning (SDW)	●				
Safety					
Front Airbags	●				
Front Side Airbags	●				
Side Curtain Airbags	-	●			
3D Around View Camera with Transparent Chassis	●				
Around View Drive Video Recorder (DVR)	●				
Sentry Mode	●				
Driver Fatigue Monitoring System (DMS)	-		●	-	●
Anti-lock Braking System (ABS)	●				
Electronic Brakeforce Distribution (EBD)	●				
Brake Assist (BA)	●				
Electronic Stability Program (ESP)	●				
Traction Control System (TCS)	●				
Hill Hold Control (HHC)	●				
Hill Descent Control (HDC)	●				
Rollover Mitigation System (ROM)	●				
Acoustic Vehicle Alerting System (AVAS)	●				
Front Height Adjustable Seat Belts	●				
Front and Rear Seat Belt Reminder	●				
Front Pre-tensioner and Force-limiter Seat Belts	●				
Child Safety Lock (Electronic)	●				
Electric Parking Brake with Auto Hold Function	●				
Parking Sensor	Front 2 / Rear 4				
Anti-theft Alarm System	●				
ISOFIX and Child Anchor	●				
Tire Pressure Monitoring System (TPMS)	●				
Tire Repair Kit	●				
Color					
Exterior					
Interior					

DIMENSION



EXTERIOR COLOR



INTERIOR COLOR



⁽¹⁾ In addition to the 18 inches alloy wheels mentioned above, The 20 inches alloy wheels and tires above are additional vehicle customization options. You may choose to install them at an additional cost. The company will officially announce the details and prices through the official website at www.changan.co.th

⁽²⁾ The estimated Electric Driving Range is based on tests conducted under the New European Driving Cycle (NEDC) standard and is provided for reference only. Actual Electric Driving Range may vary due to factors such as driving behavior, vehicle load, road conditions, and traffic.

Disclaimer: The company reserves the right to change prices, specifications, components, and equipment without prior notice.